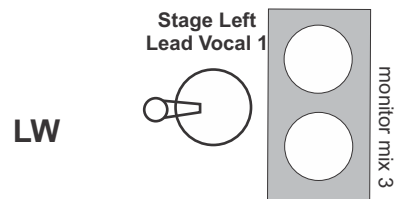
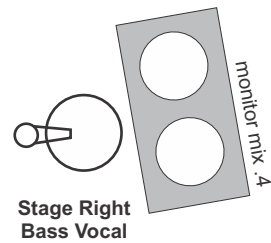
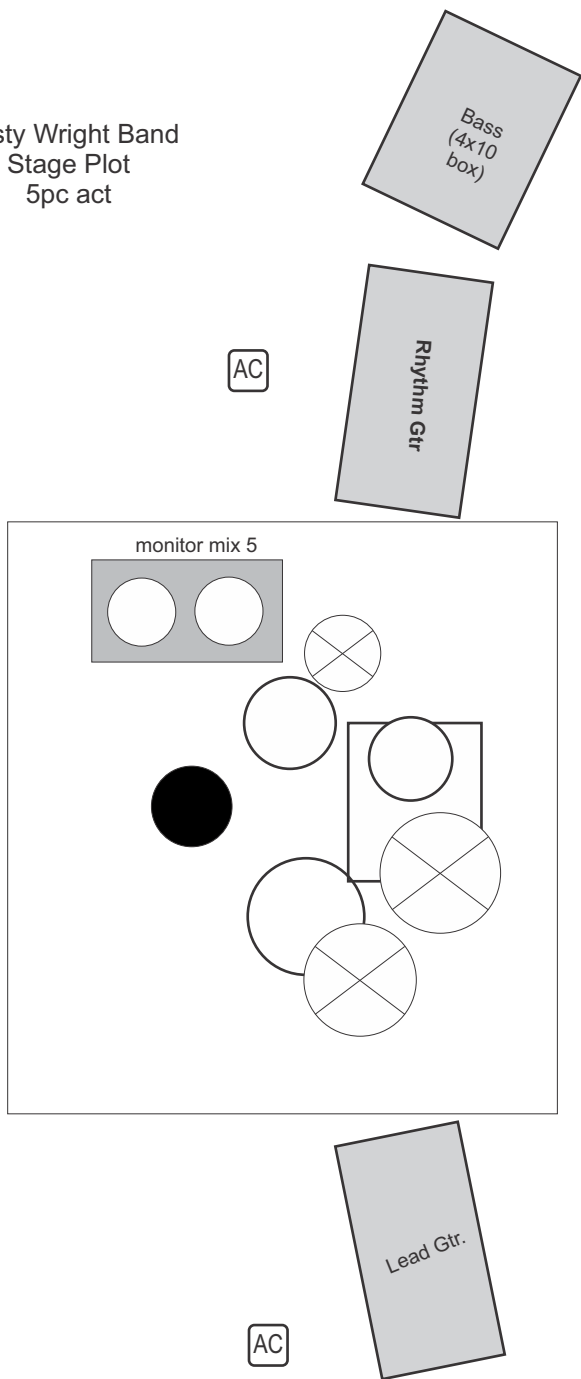
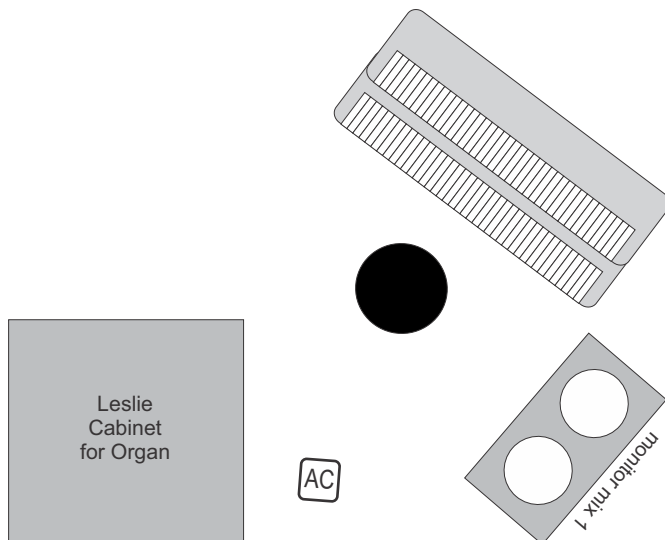
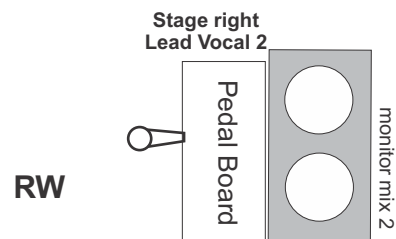


Contact Rust Wright
Sadson Music
810-496-3051

Rusty Wright Band
Stage Plot
5pc act



AC for pedalboard



Rusty Wright Band

Input List

Input

- _____ 1. KICK
- _____ 2. SNARE
- _____ 3. HAT
- _____ 4. RACK 1
- _____ 5. FLOOR
- _____ 6. OVERHEAD
- _____ 7. OVERHEAD (optional)
- _____ 8. BASS GTR (Bass amp has DI)
- _____ 9. Gtr. 1 (stage left) Sennheiser e609
- _____ 10. Lead Gtr. 2 (stage right) Sennheiser e609
- _____ 11. Leslie speaker Lo end Mic
- _____ 12. Leslie speaker Hi end Mic
- _____ 13. Male Lead VOCAL (stage right) (Carries own)
- _____ 14. Female Lead VOCAL (Cntr stage) (Carries own mic needs boom stand)
- _____ 15. Bass Vocal (stage left) (Carries own mic needs boom stand)

NOTE: Vocal mics should all be **booms**
RW Lead vocal has his own stand mounted in his pedalboard.
RWB carries their own Vocal mics (Shure an Sennheisers) artist will not use house mics for health concerns.

Rusty Wright Band

Monitor Mix

This is a rough idea of the balance we like in the wedges. Use this as a starting point and tweaks should be minimal. Thanks.

Mix 1 Organ Stage right

80% all vocals matched, 40% organ, 40% Lead guitar and 30% Rhythm guitar, 30% bass and 30% kik drum.

Mix 2 RW Guitar Stage Right (same as mix 1)

80% all vocals matched, 40% organ, 40% Lead guitar and 30% Rhythm guitar, 30% bass and 30% kik drum.

Mix 3 LW Guitar Center Stage

80% all vocals matched, 40% organ, 30% Lead guitar and 40% Rhythm guitar, 30% bass and 30% kik drum.

Mix 4 Bass Guitar Stage Left

80% all vocals matched, 40% organ, 40% Lead guitar and 30% Rhythm guitar, 40% bass 40% kik drum, 30%snare, 30% HiHat.

Mix 5 Drums

80% all vocals matched, 60% Organ, 80% Lead Guitar, 60% Rhythm guitar, 70% Bass, 50% kick